



Winton Motor Raceway

Round 2 : March 12 - 14



ASBK.COM.AU f t i y

Date: 12/03/21
 Event: P12
 Weather: Partly cloudy - Temp: 29.2C
 Track: Dry - Temp: 40.8C

Practice 2

Started at: 14:23:00
 Laps: 15 Min
 Starters: 19
 Printed at: 15:50

CLASSIFICATION

Pos	No	Name	Machine	Fastest Lap	On Lap	Behind Leader	Behind Prev
1	29	Hayden NELSON (NSW) / bLU cRU Yamaha / FIM Oceania / Motul / MA / Pirelli / Ricondi / AGV	Yamaha YZF-R15	1:42.719	8 of 8		
2	26	Cameron SWAIN (QLD) / bLU cRU Yamaha / FIM Oceania / Motul / MA / Pirelli / Ricondi / AGV	Yamaha YZF-R15	1:44.545	7 of 9	1.826	1.826
3	65	Nate O'NEILL (QLD) / bLU cRU Yamaha / FIM Oceania / Motul / MA / Pirelli / Ricondi / AGV	Yamaha YZF-R15	1:45.036	9 of 9	2.317	.491
4	27	Toby JAMES (VIC) / bLU cRU Yamaha / FIM Oceania / Motul / MA / Pirelli / Ricondi / AGV	Yamaha YZF-R15	1:46.223	6 of 8	3.504	1.187
5	41	Hudson THOMPSON (NSW) / bLU cRU Yamaha / FIM Oceania / Motul / MA / Pirelli / Ricondi / AGV	Yamaha YZF-R15	1:46.340	5 of 6	3.621	.117
6	14	Harrison WATTS (QLD) / bLU cRU Yamaha / FIM Oceania / Motul / MA / Pirelli / Ricondi / AGV	Yamaha YZF-R15	1:46.781	6 of 8	4.062	.441
7	35	Varis FLEMING (VIC) / bLU cRU Yamaha / FIM Oceania / Motul / MA / Pirelli / Ricondi / AGV	Yamaha YZF-R15	1:46.915	9 of 9	4.196	.134
8	68	Ryan LARKIN (VIC) / bLU cRU Yamaha / FIM Oceania / Motul / MA / Pirelli / Ricondi / AGV	Yamaha YZF-R15	1:47.971	7 of 8	5.252	1.056
9	72	Levi RUSSO (NSW) / bLU cRU Yamaha / FIM Oceania / Motul / MA / Pirelli / Ricondi / AGV	Yamaha YZF-R15	1:48.316	8 of 8	5.597	.345
10	93	Tate McCLURE (VIC) / bLU cRU Yamaha / FIM Oceania / Motul / MA / Pirelli / Ricondi / AGV	Yamaha YZF-R15	1:48.719	2 of 5	6.000	.403
11	42	Riley NAUTA (QLD) / bLU cRU Yamaha / FIM Oceania / Motul / MA / Pirelli / Ricondi / AGV	Yamaha YZF-R15	1:49.980	7 of 7	7.261	1.261
12	13	Marcus HAMOD (NSW) / bLU cRU Yamaha / FIM Oceania / Motul / MA / Pirelli / Ricondi / AGV	Yamaha YZF-R15	1:50.089	2 of 2	7.370	.109
13	66	Lachlan MOODY (QLD) / bLU cRU Yamaha / FIM Oceania / Motul / MA / Pirelli / Ricondi / AGV	Yamaha YZF-R15	1:50.827	6 of 8	8.108	.738
14	46	William HUNT (NSW) / bLU cRU Yamaha / FIM Oceania / Motul / MA / Pirelli / Ricondi / AGV	Yamaha YZF-R15	1:53.659	6 of 7	10.940	2.832
15	48	Valentino KNEZOVIC (NSW) / bLU cRU Yamaha / FIM Oceania / Motul / MA / Pirelli / Ricondi / AGV	Yamaha YZF-R15	1:53.676	8 of 8	10.957	.017
16	33	Jack FAVELLE (NSW) / bLU cRU Yamaha / FIM Oceania / Motul / MA / Pirelli / Ricondi / AGV	Yamaha YZF-R15	1:55.065	8 of 8	12.346	1.389
17	12	Nikolas LAKUSIC (QLD) / bLU cRU Yamaha / FIM Oceania / Motul / MA / Pirelli / Ricondi / AGV	Yamaha YZF-R15	1:55.432	4 of 8	12.713	.367
18	40	Oliver SKINNER (TAS) / bLU cRU Yamaha / FIM Oceania / Motul / MA / Pirelli / Ricondi / AGV	Yamaha YZF-R15	2:00.090	2 of 8	17.371	4.658
19	18	Elijah ANDREW (NSW) / bLU cRU Yamaha / FIM Oceania / Motul / MA / Pirelli / Ricondi / AGV	Yamaha YZF-R15	2:06.201	6 of 7	23.482	6.111

Scott Lang
 Chief Timekeeper - Scott Lang

Tom Williams
 Race Director - Tom Williams

Paul Hinds
 Clerk of Course - Paul Hinds



www.computime.com.au
 COMPUTIME RACE TIMING SYSTEMS PTY LTD





Winton Motor Raceway

Round 2 : March 12 - 14



ASBK.COM.AU f t i y

Date: 12/03/21
 Event: P12
 Weather: Partly cloudy - Temp: 29.2C
 Track: Dry - Temp: 40.8C

Practice 2

Started at: 14:23:00
 Laps: 15 Min
 Starters: 19
 Printed at: 15:50

LAP TIMES

No	Name	Lap 1	Lap 2	Lap 3	Lap 4	Lap 5	Lap 6	Lap 7	Lap 8	Lap 9
26	Cameron SWAIN (QLD)	1:51.012	1:45.759	1:45.704	1:48.144	1:46.207	1:44.971	1:44.545	1:45.125	1:45.486
13	Marcus HAMOD (NSW)	1:55.175	1:50.089							
66	Lachlan MOODY (QLD)	2:03.530	1:54.895	1:53.086	1:54.161	1:52.494	1:50.827	1:52.007	1:51.106	
40	Oliver SKINNER (TAS)	2:05.597	2:00.090	2:00.751	2:00.779	2:00.718	2:02.762	2:01.063	2:00.657	
35	Varis FLEMING (VIC)	1:54.623	1:48.414	1:48.359	1:48.814	1:48.408	1:48.582	1:47.927	1:47.317	1:46.915
33	Jack FAVELLE (NSW)	2:04.029	1:57.844	2:00.383	1:55.730	1:56.112	1:57.682	1:55.499	1:55.065	
12	Nikolas LAKUSIC (QLD)	2:04.057	1:55.673	1:58.529	1:55.432	1:56.923	1:59.129	1:57.124	1:56.012	
48	Valentino KNEZOVIC (NSW)	2:02.044	1:55.792	1:55.517	1:57.903	1:54.861	1:56.519	1:57.221	1:53.676	
65	Nate O'NEILL (QLD)	1:53.889	1:47.419	1:47.360	1:47.732	1:50.452	1:45.974	1:45.203	1:45.926	1:45.036
72	Levi RUSSO (NSW)	1:55.807	1:53.800	1:50.515	1:49.478	1:49.650	1:48.340	1:48.768	1:48.316	
18	Elijah ANDREW (NSW)	2:21.205	2:08.999	2:08.601	2:06.913	2:06.906	2:06.201	2:06.990		
29	Hayden NELSON (NSW)	1:54.001	1:47.999	1:47.865	1:46.111	1:44.112	1:43.444	1:44.029	1:42.719	
14	Harrison WATTS (QLD)	1:56.021	1:50.701	1:49.816	1:48.810	1:48.362	1:46.781	1:50.169	1:49.094	
93	Tate McCLURE (VIC)	1:54.332	1:48.719	1:50.056	1:49.158	1:50.158				
41	Hudson THOMPSON (NSW)	1:56.610	1:48.119	1:48.619	1:50.540	1:46.340	1:46.579			
27	Toby JAMES (VIC)	1:54.272	1:47.955	1:50.222	1:48.111	1:46.299	1:46.223	1:54.385	1:49.731	
42	Riley NAUTA (QLD)	2:05.292	2:45.284	2:02.022	1:51.822	1:52.096	1:50.377	1:49.980		
68	Ryan LARKIN (VIC)	1:59.722	1:51.751	1:48.904	2:02.188	1:51.186	1:48.233	1:47.971	1:48.679	
46	William HUNT (NSW)	2:10.240	1:59.418	1:57.646	1:59.067	1:56.662	1:53.659	1:55.564		

Scott Lang
 Chief Timekeeper - Scott Lang

Tom Williams
 Race Director - Tom Williams

Paul Hinds
 Clerk of Course - Paul Hinds



www.computime.com.au
 COMPUTIME RACE TIMING SYSTEMS PTY LTD





Winton Motor Raceway

Round 2 : March 12 - 14



OCEANIA JUNIOR CUP



ASBK.COM.AU f t i y

Date: 12/03/21
 Event: P12
 Weather: Partly cloudy - Temp: 29.2C
 Track: Dry - Temp: 40.8C

Practice 2

Started at: 14:23:00
 Laps: 15 Min
 Starters: 19
 Printed at: 15:50

SPLIT TIMES

Lap	Split 1	Split 2	Split 3	Split 4	Lap Time	Spd	Lap	Split 1	Split 2	Split 3	Split 4	Lap Time	Spd
26 Cameron SWAIN (QLD) (2nd)							33 Jack FAVELLE (NSW) (16th)						
1	19.646	17.581	36.222	37.563	1:51.012 P		1	21.649	20.749	40.660	40.971	2:04.029 P	
2	15.556	17.221	35.926	37.056	1:45.759	120	2	17.306	20.130	39.720	40.688	1:57.844	116
3	15.270	17.282	36.123	37.029	1:45.704	119	3	17.402	19.489	41.095	42.397	2:00.383	117
4	15.448	17.118	36.273	39.305	1:48.144	119	4	16.858	19.540	39.033	40.299	1:55.730	118
5	16.001	17.253	36.035	36.918	1:46.207	115	5	17.055	19.937	39.051	40.069	1:56.112	117
6	15.317	17.144	35.798	36.712	1:44.971	120	6	17.000	19.641	40.718	40.323	1:57.682	119
7	15.177	17.168	35.746	36.454	1:44.545	122	7	16.844	19.456	39.549	39.650	1:55.499	118
8	15.135	17.421	35.899	36.670	1:45.125	123	8	16.741	19.861	38.658	39.805	1:55.065	119
9	15.060	16.901	35.868	37.657	1:45.486	123							
13 Marcus HAMOD (NSW) (12th)							12 Nikolas LAKUSIC (QLD) (17th)						
1	20.474	18.624	37.571	38.506	1:55.175 P		1	22.222	20.486	41.283	40.066	2:04.057 P	
2	15.922	18.329	37.229	38.609	1:50.089	118	2	17.361	19.452	39.342	39.518	1:55.673	120
							3	17.953	19.509	40.538	40.529	1:58.529	118
							4	17.212	19.678	38.970	39.572	1:55.432	118
							5	16.881	19.990	39.271	40.781	1:56.923	118
66 Lachlan MOODY (QLD) (13th)							48 Valentino KNEZOVIC (NSW) (15th)						
1	22.889	20.484	39.996	40.161	2:03.530 P		1	21.901	20.118	40.153	39.872	2:02.044 P	
2	16.752	19.513	39.182	39.448	1:54.895	114	2	16.898	19.198	39.883	39.813	1:55.792	118
3	16.415	18.698	38.433	39.540	1:53.086	113	3	16.726	19.439	39.149	40.203	1:55.517	117
4	17.105	19.212	38.214	39.630	1:54.161	113	4	17.042	19.958	40.955	39.948	1:57.903	120
5	16.531	18.808	37.992	39.163	1:52.494	116	5	16.715	19.460	39.493	39.193	1:54.861	119
6	16.079	18.448	37.052	39.248	1:50.827	120	6	16.468	18.970	40.414	40.667	1:56.519	120
7	15.703	18.532	38.309	39.463	1:52.007	121	7	18.329	18.906	40.032	39.954	1:57.221	122
8	16.126	18.384	37.901	38.695	1:51.106	120	8	16.575	19.250	38.645	39.206	1:53.676	121
40 Oliver SKINNER (TAS) (18th)							65 Nate O'NEILL (QLD) (3rd)						
1	22.645	20.356	41.553	41.043	2:05.597 P		1	21.268	17.921	37.307	37.393	1:53.889 P	
2	17.368	20.382	41.109	41.231	2:00.090	117	2	15.460	18.239	36.619	37.101	1:47.419	124
3	17.212	20.069	40.967	42.503	2:00.751	117	3	15.387	17.531	36.579	37.863	1:47.360	123
4	17.832	20.121	41.132	41.694	2:00.779	112	4	15.891	17.270	37.019	37.552	1:47.732	115
5	16.965	20.290	41.468	41.995	2:00.718	117	5	16.880	18.297	36.845	38.430	1:50.452	119
6	17.377	20.659	43.011	41.715	2:02.762	117	6	15.351	17.235	36.502	36.886	1:45.974	122
7	17.443	20.732	41.312	41.576	2:01.063	118	7	15.384	17.192	36.004	36.623	1:45.203	123
8	17.398	20.381	41.231	41.647	2:00.657	118	8	16.002	17.262	35.924	36.738	1:45.926	123
35 Varis FLEMING (VIC) (7th)							72 Levi RUSSO (NSW) (9th)						
1	20.840	18.845	36.986	37.952	1:54.623 P		1	20.604	19.279	37.912	38.012	1:55.807 P	
2	16.129	17.763	36.669	37.853	1:48.414	118	2	16.463	18.480	39.389	39.468	1:53.800	122
3	16.021	17.819	36.758	37.761	1:48.359	117	3	16.401	18.327	37.609	38.178	1:50.515	119
4	16.144	17.988	36.739	37.943	1:48.814	117							
5	16.090	17.955	36.652	37.711	1:48.408	117							
6	15.966	17.790	36.458	38.368	1:48.582	119							
7	15.998	17.830	36.569	37.530	1:47.927	119							
8	15.821	17.587	36.397	37.512	1:47.317	120							
9	15.815	17.849	36.025	37.226	1:46.915	121							

Scott Laing
 Chief Timekeeper - Scott Laing

Tom Williams
 Race Director - Tom Williams

Paul Hinds
 Clerk of Course - Paul Hinds





Winton Motor Raceway

Round 2 : March 12 - 14



ASBK.COM.AU f t i y

Date: 12/03/21
 Event: P12
 Weather: Partly cloudy - Temp: 29.2C
 Track: Dry - Temp: 40.8C

Practice 2

Started at: 14:23:00
 Laps: 15 Min
 Starters: 19
 Printed at: 15:50

SPLIT TIMES

Lap	Split 1	Split 2	Split 3	Split 4	Lap Time	Spd	Lap	Split 1	Split 2	Split 3	Split 4	Lap Time	Spd
4	16.138	18.267	37.214	37.859	1:49.478	119	3	15.676	17.748	37.066	38.129	1:48.619	121
5	16.127	18.210	37.037	38.276	1:49.650	120	4	15.879	20.723	36.641	37.297	1:50.540	118
6	16.110	18.060	36.679	37.491	1:48.340	121	5	15.607	17.709	35.960	37.064	1:46.340	121
7	15.901	17.908	37.467	37.492	1:48.768	123	6	15.435	17.568	35.994	37.582	1:46.579	120
8	15.851	18.201	36.714	37.550	1:48.316	122							
18 Elijah ANDREW (NSW) (19th)							27 Toby JAMES (VIC) (4th)						
1	25.816	24.767	47.714	42.908	2:21.205 P		1	20.169	18.337	37.655	38.111	1:54.272 P	
2	18.750	22.585	45.337	42.327	2:08.999	118	2	15.804	18.038	36.625	37.488	1:47.955	118
3	18.935	22.117	44.853	42.696	2:08.601	117	3	15.622	17.660	37.496	39.444	1:50.222	118
4	18.750	22.073	44.064	42.026	2:06.913	117	4	15.841	18.350	36.449	37.471	1:48.111	117
5	18.835	22.143	43.983	41.945	2:06.906	119	5	15.558	17.650	35.952	37.139	1:46.299	119
6	18.575	21.728	44.206	41.692	2:06.201	119	6	15.207	17.318	35.543	38.155	1:46.223	122
7	18.776	21.910	43.916	42.388	2:06.990	122	7	15.447	18.560	38.824	41.554	1:54.385	123
							8	17.341	18.210	36.433	37.747	1:49.731	119
29 Hayden NELSON (NSW) (1st)							42 Riley NAUTA (QLD) (11th)						
1	21.346	18.476	36.922	37.257	1:54.001 P		1	21.994	20.662	41.278	41.358	2:05.292 P	
2	15.585	18.471	36.244	37.699	1:47.999	120	2	16.604	19.008	40.770	1:28.902	2:45.284	118
3	16.529	17.389	36.252	37.695	1:47.865	119	3	23.152	19.217	39.125	40.528	2:02.022 P	
4	15.349	17.313	36.669	36.780	1:46.111	118	4	16.354	18.544	38.439	38.485	1:51.822	117
5	15.250	17.178	35.244	36.440	1:44.112	120	5	15.976	18.143	37.878	40.099	1:52.096	120
6	15.049	17.017	35.126	36.252	1:43.444	123	6	15.929	18.506	37.753	38.189	1:50.377	121
7	15.392	17.159	35.022	36.456	1:44.029	127	7	15.660	18.474	37.615	38.231	1:49.980	123
8	14.986	16.972	34.865	35.896	1:42.719	122							
14 Harrison WATTS (QLD) (6th)							68 Ryan LARKIN (VIC) (8th)						
1	21.224	19.224	37.561	38.012	1:56.021 P		1	22.790	19.271	39.482	38.179	1:59.722 P	
2	15.685	18.370	38.329	38.317	1:50.701	122	2	17.265	18.246	38.649	37.591	1:51.751	121
3	15.707	18.348	37.530	38.231	1:49.816	120	3	15.961	17.833	37.599	37.511	1:48.904	119
4	15.726	18.312	36.905	37.867	1:48.810	119	4	15.838	17.870	37.292	51.188	2:02.188	119
5	15.699	18.148	36.839	37.676	1:48.362	121	5	17.424	18.513	38.182	37.067	1:51.186	108
6	15.653	17.720	35.865	37.543	1:46.781	124	6	15.543	17.869	37.552	37.269	1:48.233	123
7	15.295	17.585	38.916	38.373	1:50.169	124	7	15.517	17.817	36.727	37.910	1:47.971	123
8	15.667	18.160	37.343	37.924	1:49.094	121	8	15.506	18.931	37.035	37.207	1:48.679	124
93 Tate McCLURE (VIC) (10th)							46 William HUNT (NSW) (14th)						
1	20.382	18.860	36.928	38.162	1:54.332 P		1	26.020	21.046	40.602	42.572	2:10.240 P	
2	15.761	17.790	36.909	38.259	1:48.719	118	2	17.679	20.329	40.324	41.086	1:59.418	113
3	15.688	18.526	37.045	38.797	1:50.056	117	3	17.009	19.536	39.480	41.621	1:57.646	113
4	15.841	17.970	36.793	38.554	1:49.158	115	4	16.809	21.537	40.224	40.497	1:59.067	115
5	15.692	18.242	37.406	38.818	1:50.158	117	5	17.107	19.951	39.149	40.455	1:56.662	116
							6	16.631	18.917	38.470	39.641	1:53.659	120
							7	17.134	19.073	39.051	40.306	1:55.564	122
41 Hudson THOMPSON (NSW) (5th)													
1	20.770	19.968	37.766	38.106	1:56.610 P								
2	15.977	18.049	36.769	37.324	1:48.119	118							

Scott Laing
 Chief Timekeeper - Scott Laing

Tom Williams
 Race Director - Tom Williams

Paul Hinds
 Clerk of Course - Paul Hinds





Winton Motor Raceway

Round 2 : March 12 - 14



ASBK.COM.AU f t i y

Date: 12/03/21
 Event: P12
 Weather: Partly cloudy - Temp: 29.2C
 Track: Dry - Temp: 40.8C

Practice 2

Started at: 14:23:00
 Laps: 15 Min
 Starters: 19
 Printed at: 15:50

FASTEST LAPS SEQUENCE

Race Time	No	Name	Machine	Fastest Lap	On Lap
1:55.245	26	Cameron SWAIN (QLD)	Yamaha YZF-R15	1:51.012	1
3:41.004	26	Cameron SWAIN (QLD)	Yamaha YZF-R15	1:45.759	2
5:26.708	26	Cameron SWAIN (QLD)	Yamaha YZF-R15	1:45.704	3
9:39.085	29	Hayden NELSON (NSW)	Yamaha YZF-R15	1:44.112	5
11:22.529	29	Hayden NELSON (NSW)	Yamaha YZF-R15	1:43.444	6
14:49.277	29	Hayden NELSON (NSW)	Yamaha YZF-R15	1:42.719	8

Scott Laing
 Chief Timekeeper - Scott Laing

Tom Williams
 Race Director - Tom Williams

Paul Hinds
 Clerk of Course - Paul Hinds



www.computime.com.au
 COMPUTIME RACE TIMING SYSTEMS PTY LTD





Winton Motor Raceway

Round 2 : March 12 - 14



ASBK.COM.AU f t i y

Date: 12/03/21
 Event: P12
 Weather: Partly cloudy - Temp: 29.2C
 Track: Dry - Temp: 40.8C

Practice 2

Started at: 14:23:00
 Laps: 15 Min
 Starters: 19
 Printed at: 15:50

BEST PARTIAL TIMES

Pos	Split 1		Split 2		Split 3		Split 4		LAP		Ideal	Fastest
	Name	Time	Name	Time	Name	Time	Name	Time	Name			
1	C. SWAIN	11.425	C. SWAIN	13.804	C. SWAIN	29.783	C. SWAIN	27.275	C. SWAIN	1:22.287	1:22.396	
2	R. LARKIN	11.702	R. LARKIN	13.984	R. LARKIN	30.362	R. LARKIN	27.538	R. LARKIN	1:23.586	1:23.752	
3	N. LAKUSIC	11.750	N. LAKUSIC	14.211	R. NAUTA	30.697	W. HUNT	28.063	W. HUNT	1:24.881	1:25.358	
4	R. NAUTA	11.769	W. HUNT	14.313	W. HUNT	30.729	R. NAUTA	28.096	R. NAUTA	1:24.884	1:25.050	
5	W. HUNT	11.776	R. NAUTA	14.322	N. LAKUSIC	31.014	N. LAKUSIC	28.205	N. LAKUSIC	1:25.180	1:25.328	
6	L. RUSSO	12.917	L. RUSSO	15.223	L. RUSSO	32.221	L. RUSSO	31.236	L. RUSSO	1:31.597	1:31.835	
7	V. FLEMING	13.291	N. LAKUSIC	15.601	N. LAKUSIC	33.035	N. LAKUSIC	31.868	N. LAKUSIC	1:33.821	1:33.915	
8	N. LAKUSIC	13.317	V. FLEMING	15.728	V. FLEMING	33.164	V. FLEMING	31.983	V. FLEMING	1:34.166	1:34.571	
9	H. NELSON	14.986	C. SWAIN	16.901	H. NELSON	34.865	H. NELSON	35.896	H. NELSON	1:42.719	1:42.719	
10	C. SWAIN	15.060	H. NELSON	16.972	T. JAMES	35.543	C. SWAIN	36.454	C. SWAIN	1:44.161	1:44.545	
11	T. JAMES	15.207	N. O'NEILL	17.156	C. SWAIN	35.746	N. O'NEILL	36.623	N. O'NEILL	1:44.967	1:45.036	
12	H. WATTS	15.295	T. JAMES	17.318	N. O'NEILL	35.861	H. THOMPSON	37.064	T. JAMES	1:45.207	1:46.223	
13	N. O'NEILL	15.327	H. THOMPSON	17.387	H. WATTS	35.865	R. LARKIN	37.067	H. THOMPSON	1:45.838	1:46.340	
14	H. THOMPSON	15.427	H. WATTS	17.585	H. THOMPSON	35.960	T. JAMES	37.139	H. WATTS	1:46.288	1:46.781	
15	R. LARKIN	15.506	V. FLEMING	17.587	V. FLEMING	36.025	V. FLEMING	37.226	V. FLEMING	1:46.653	1:46.915	
16	R. NAUTA	15.660	T. McCLURE	17.674	L. RUSSO	36.679	L. RUSSO	37.491	R. LARKIN	1:47.117	1:47.971	
17	T. McCLURE	15.688	R. LARKIN	17.817	R. LARKIN	36.727	H. WATTS	37.543	L. RUSSO	1:47.929	1:48.316	
18	L. MOODY	15.703	L. RUSSO	17.908	T. McCLURE	36.793	T. McCLURE	38.162	T. McCLURE	1:48.317	1:48.719	
19	V. FLEMING	15.815	M. HAMOD	18.098	L. MOODY	37.052	R. NAUTA	38.189	R. NAUTA	1:49.607	1:49.980	
20	M. HAMOD	15.827	R. NAUTA	18.143	M. HAMOD	37.229	M. HAMOD	38.506	M. HAMOD	1:49.660	1:50.089	
21	L. RUSSO	15.851	L. MOODY	18.384	R. NAUTA	37.615	L. MOODY	38.695	L. MOODY	1:49.834	1:50.827	
22	V. KNEZOVIC	16.468	V. KNEZOVIC	18.906	W. HUNT	38.470	V. KNEZOVIC	39.193	V. KNEZOVIC	1:53.212	1:53.676	
23	W. HUNT	16.631	W. HUNT	18.917	V. KNEZOVIC	38.645	N. LAKUSIC	39.518	W. HUNT	1:53.659	1:53.659	
24	J. FAVELLE	16.741	N. LAKUSIC	19.442	J. FAVELLE	38.658	W. HUNT	39.641	J. FAVELLE	1:54.505	1:55.065	
25	N. LAKUSIC	16.814	J. FAVELLE	19.456	N. LAKUSIC	38.970	J. FAVELLE	39.650	N. LAKUSIC	1:54.744	1:55.432	
26	O. SKINNER	16.965	O. SKINNER	20.069	O. SKINNER	40.967	O. SKINNER	41.043	O. SKINNER	1:59.044	2:00.090	
27	E. ANDREW	18.575	E. ANDREW	21.728	E. ANDREW	43.916	E. ANDREW	41.692	E. ANDREW	2:05.911	2:06.201	

Scott Lang
 Chief Timekeeper - Scott Lang

Tom Williams
 Race Director - Tom Williams

Paul Hinds
 Clerk of Course - Paul Hinds



www.computime.com.au
 COMPUTIME RACE TIMING SYSTEMS PTY LTD









Winton Motor Raceway

Round 2 : March 12 - 14



ASBK.COM.AU    


Date: 12/03/21
Event: P12
Weather: Partly cloudy - Temp: 29.2C
Track: Dry - Temp: 40.8C

Practice 2


Started at: 14:23:00
Laps: 15 Min
Starters: 19
Printed at: 15:50

RACE INFORMATION


Time	Description
14:23:00	Event Start
14:29:07	Rider 13 (Marcus HAMOD) CRASHED TURN 12 - RIDER UP
14:31:52	Track temps : Finish - 40.8 / Int 1 - 41.3 / Int 2 - 40.2 / Int 3 - 38.3
14:34:27	Rider 93 (Tate McCLURE) CRASHED TURN 7 - RIDER UP
14:35:52	Rider 41 (Hudson THOMPSON) CRASHED TURN 7 - RIDER UP
14:38:03	Chequered Flag
14:43:40	Event Finish



Chief Timekeeper - Scott Lang



Race Director - Tom Williams



Clerk of Course - Paul Hinds



www.computime.com.au
COMPUTIME RACE TIMING SYSTEMS PTY LTD

